

# Fix Your Scanner

## Honeywell Scanners (Keyboard Wedge Mode)

### Section 1 - Introduction

This guide aims to help pharmacies, wholesalers and hospitals to correctly set up the following models of Honeywell scanner (when used in **keyboard wedge mode**<sup>1</sup>):

- Wired Honeywell 1400G
- Wireless Honeywell 1430G

If your scanner has not been configured correctly, it will not be able to read the data contained in the 2D barcodes found on FMD packs and this will cause alerts.

Before you start using this document, have you checked that your scanner is set up correctly using IMVO's 'Check Your Scanner' guidance (available at [www.imvo.ie/guidance](http://www.imvo.ie/guidance))? If you have checked it and not identified any problems, then you are ready to scan and no further action is required. If you have not checked your scanner, please do now. If your scanner check has identified problems, then follow the instructions below to fix them.

The guide contains a series of barcodes. Scanning these codes in the order listed will make changes to your scanner's configuration so that it scans correctly in future. Once scanner issues are fixed, you will not need to do this again. The whole process should only take 5 or 10 minutes and to ensure it goes as smoothly as possible, we suggest you do this during a quiet time of the day so that you can complete all the steps without interruption.


If you are using a different model of Honeywell scanner to the ones listed above, please let IMVO know using the contact details at the end of this guide so that we can amend the guide to take account of these other scanners. If in doubt about which mode your scanner is in, your FMD software provider should be able to help you. Alternatively, please contact IMVO for assistance.

---


<sup>1</sup> Barcode scanners are configured in **one** of two setup modes ('**key board wedge**' or '**serial**') and **you need to identify which mode** your scanner is in before you start fixing it as the setup used differs for each mode. You will be able to identify how your scanner is set up by looking at the way in which you use the FMD software on the computer to which the scanner is connected. See Appendix 1 for details of how to find out which mode your scanner is in.

## Section 2 - How to set up your Honeywell keyboard wedge mode scanner


- i. Scanning the codes below will configure or set up your scanner correctly.
- ii. Scan each of the six codes in the exact order shown, one at a time. Wait until the scanner stops beeping before moving to the next code.


Step	Function of this code	Code	Expected feedback/action
1.	Allows scanner to read inverse barcodes	 <p>VIDREV2 Video Reverse and Standard Bar Codes</p>	Scanner will beep once.

Step	Function of this code	Code	Expected feedback/action
2.	Enable carriage return (equivalent to pressing the "Enter" key)	 <p>Add CR Suffix</p>	Scanner will beep once.

Step	Function of this code	Code	Expected feedback/action
3.	Allows scanner to read special characters in barcode	 <p>KBDCAS3. Windows Mode Prefix/Suffix Off</p>	Scanner will beep once.

Step	Function of this code	Code	Expected feedback/action
4.	Sets the scanner keyboard layout setting to UK (used in Ireland also)	 <b>KBDCTY7.</b> <b>United Kingdom</b>	Scanner will beep once.

Step	Function of this code	Code	Expected feedback/action
5.	Allows the scanner to correctly detect numbers	 <b>KBDNPS1.</b> <b>Numeric Keypad Mode On</b>	Scanner will beep once.

Step	Function of this code	Code	Expected feedback/action
6.	Allows the scanner to correctly detect capital letters	 <b>KBDSTY6.</b> <b>Automatic Caps Lock</b>	Scanner will beep once.  You are now finished.

## Section 3 - For more information

Contact us by email or phone or visit our website [www.imvo.ie](http://www.imvo.ie)

- General queries: [info@imvo.ie](mailto:info@imvo.ie)
- Queries regarding alerts: [alert.support@imvo.ie](mailto:alert.support@imvo.ie)
- Tel: +353-1-5715320
- Opening hours: Monday - Friday 8:30am - 5:00pm (excluding public holidays)

## Appendix 1

### How to check if your scanner is in serial or keyboard wedge mode

